



Milwaukee Community Justice Council

Working collaboratively to ensure a fair, efficient, and effective justice system
that enhances public safety and quality of life in our community.

Mental Health Committee 2014 Heavy Utilizer List

January 12, 2015

Presented by Nate Holton



Introduction

Made up of criminal justice agency representatives, behavioral health professionals, and mental health advocates, the Milwaukee Community Justice Council Mental Health Committee uses data driven strategies to identify the group of individuals in our community at greatest risk of cycling between these systems and utilizes interagency collaboration to encourage immediate, ethical, and efficient system responses to those individuals.



Heavy Utilizer List Origins

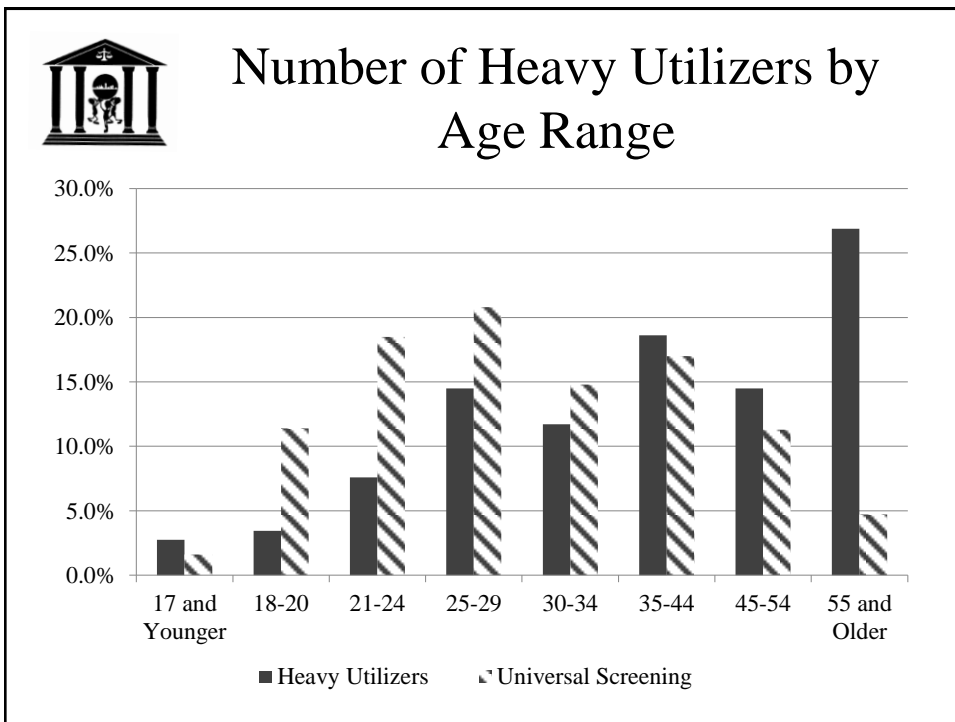
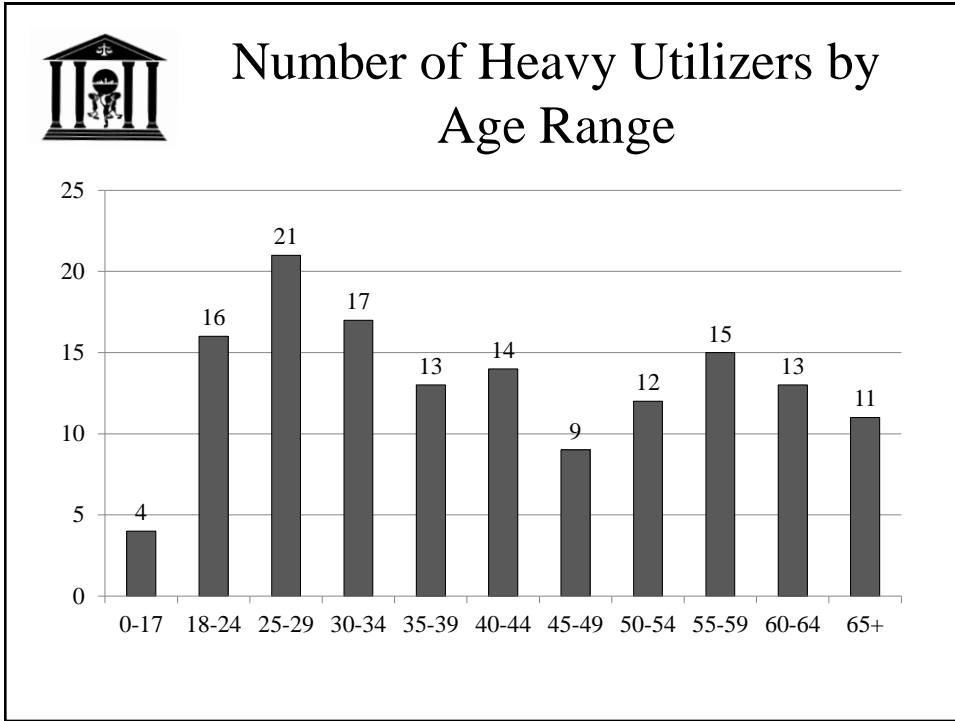
Source	# of Individuals	Definition
City of Milwaukee Municipal Court	25	Seen by case management provider 5 or more times in a recent 3 year period.
District Attorney's Office	10	Involved in 2014 case in which defendant was found Incompetent or Not Guilty due to defect.
Milwaukee Police Department	71	Every individual who was responsible for at least 5 Milwaukee Police Department mental health-related calls for service in 2014.
2013 Heavy Utilizer List	44	Individuals on previous list with 2014 activity.
TOTAL	150	



Demographic Data

	Male	Female	TOTAL
Black	85	18	103 (69%)
White	24	10	34 (22%)
Hispanic	11	2	13 (9%)
TOTAL	120 (80%)	30 (20%)	150 (100%)

Percentages mirror 2014 jail population when compared to Universal Screening gender and racial demographics





Age Data

Source	Average Age
City of Milwaukee Municipal Court	45
District Attorney's Office	47
Milwaukee Police Department	39
2013 Heavy Utilizer List	42
ENTIRE GROUP	42



Criminal Case Data

- 111 out 150 (74%) of Heavy Utilizers had at least one criminal case.
- These 111 individuals were responsible for a total of 833 cases, an average of 7.5 cases per heavy utilizer.

Case Type	Frequency	Percent of Total
Felony	206	25%
Misdemeanor	538	64%
Traffic	89	11%
TOTAL	833	100%



Criminal Cases By Year



Criminal Cases By County

County	Felony	Misdemeanor	Traffic	Total
Milwaukee	184	481	81	746 (89.6%)
Waukesha	9	27	6	42 (5.0%)
Dane	4	2	0	6 (0.7%)
Winnebago	2	4	0	6 (0.7%)
Dodge	3	0	0	3 (0.4%)
All Others	4	24	2	30 (3.6%)
TOTAL	206	538	89	833 (100%)



2014 Criminal Case Data

- 47 out 150 (31%) Heavy Utilizers had at least one criminal case in 2014.
- These 47 heavy utilizers were responsible for a total of 66 cases in 2014, an average of 1.4 cases per heavy utilizer.

2014 Case Type	Frequency	Percent of Total
Felony	26	39%
Misdemeanor	40	61%
Traffic	0	0%
TOTAL	66	100%



2014 Criminal Case Data

Top 6 Charges

Charge	Frequency
Disorderly Conduct	19
Bail Jumping-Misdemeanor	8
Battery	8
Resisting or Obstructing an Officer	8
Burglary-Building or Dwelling	5
Retail Theft - Intentionally Take (<=\$500)	5



Municipal Court Data

- 98 out of 150 Heavy Utilizers (65%) had at least one City of Milwaukee municipal citation.
- These 98 individuals were responsible for 2,870 total cases, an average of 29 per person.
- The number of citations received by one person ranged from 1 to 153.
- 6 individuals had over 100 citations.



2014 Municipal Court Data

- 53 out of 150 Heavy Utilizers (35%) had at least one City of Milwaukee municipal citation in 2014.
- These 53 individuals were responsible for 310 total cases, an average of 6 per person.
- The number of citations received by one person ranged from 1 to 24.

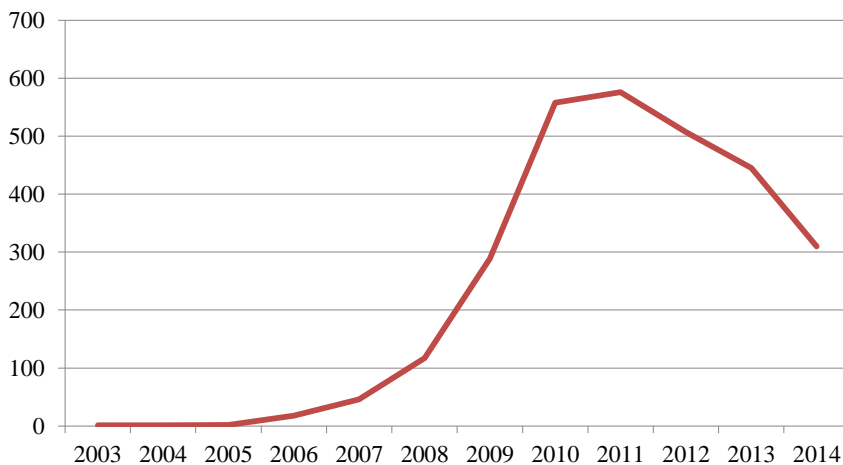


Municipal Court Data

- 82 individuals owe some amount of money to municipal court.
- A total of \$166,715.50 is owed, an average of about \$2,000 per person who owes money.
- The largest individual debt among this group is \$10,484.



Municipal Court Heavy Utilizer Citations By Year





Municipal Court Top 10 Citations Received

Ordinance/ Statute	Offense	Citations	Percent
110-10-1	Trespassing Upon Buildings/Premises	516	18%
106-31	Loitering - ANY	491	17%
106-1.8-1	Public Drinking	379	13%
106-1-1	Disorderly Conduct	372	13%
106-1.1-2	Aggressive Panhandling	324	11%
110-35-1	Retail Theft	150	5%
106-36-3-a	Possession of Drug Paraphernalia	76	3%
105-138-2	Resisting / Obstructing Police Officer	74	3%
105-2	Assault and Battery	38	1%
343.44(1)(a)	Operating After Suspension	38	1%
	TOP TEN TOTAL	2458	86%



Dept. of Corrections Data

- 14 of 150 Heavy Utilizers (9%) were present in the public DOC inmate locator
 - 5 of these individuals were incarcerated
 - 9 of these individuals were on active supervision
 - 8 of 9 individuals were in Milwaukee
 - 4 of the 8 individuals in Milwaukee were in Unit 323



Takeaways

- Population mirrors the jail booking population on race and gender.
- Population skews older, particularly in the 55 and Older category.
- Broad experience with criminal court and municipal court.
- Mostly low-level offenses.
- Although list is based on 2014 data, the most robust system involvement occurred in 2010 and 2011.